

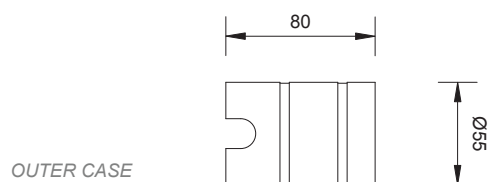
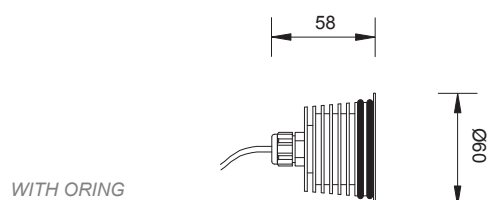
Faretto da incasso calpestabile. Flangia in acciaio inox. Installazione con controcassa. Ideale per la creazione di scenografie sia all'esterno che all'interno.

Walk-over recessed spotlight. The flange is in inox steel. Installation with outer case. It creates outdoor and indoor scenographic sceneries.



CODE: PL001 1 led
CODE: PL002 1 led full colour

TECHNICAL DATA



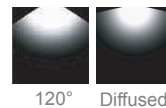
COLOURS



CODE: PL001

POWER 1W
350 mA
POWER 3W
700 mA

OPTICS



120° Diffused

COLOURS




RGB full colour

CODE: PL002

POWER 3W
350 mA

OPTICS



12° 30° 45° 120° Diffused

